



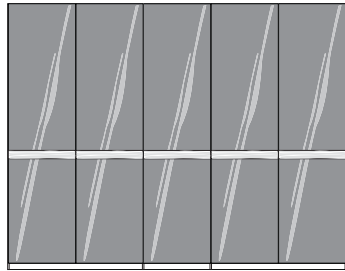
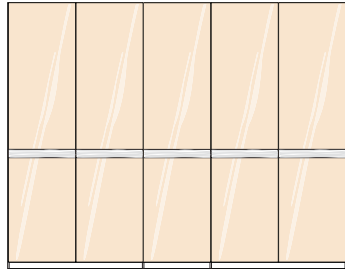
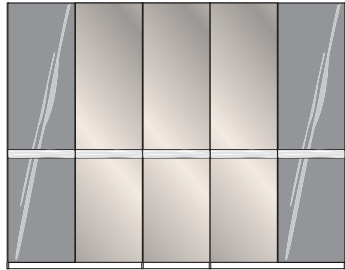
Wooden finishes:		Model no. 680 American walnut repro., textured trims in mocca		Model no. 681 Alpine white, textured trims in white
------------------	---	--	--	--

Swing-door wardrobes

without cornice

Interior :
2 shelves, 1 clothes rail per compartment
All doors are cushioned

height: 216 cm
depth: 58 cm
widths: 50 - 400 cm

Description	width cm	Art no.	
Graphite glass doors with trims in highlight colour			
	1-door 1 glass door left	50	500
	1-door 1 glass door right	50	501
	2-door 2 glass doors	100	502
	3-door 3 glass doors	150	503
	4-door 4 glass doors	200	504
	5-door 5 glass doors	250	506
	6-door 6 glass doors	300	508
	7-door 7 glass doors	350	509
	8-door 8 glass doors	400	510
Cream glass doors with trims in highlight colour			
	1-door 1 glass door left	50	511
	1-door 1 glass door right	50	512
	2-door 2 glass doors	100	513
	3-door 3 glass doors	150	514
	4-door 4 glass doors	200	515
	5-door 5 glass doors	250	517
	6-door 6 glass doors	300	519
	7-door 7 glass doors	350	520
	8-door 8 glass doors	400	521
Graphite glass doors, with mirrored doors in Parsol bronze glass with trims in highlight colour			
	1-door 1 mirrored door on left	50	522
	1-door 1 mirrored door on right	50	523
	2-door 2 mirrored doors	100	524
	3-door 1 mirrored door	150	525
	3-door 3 mirrored doors	150	561
	4-door 2 mirrored doors	200	526
	4-door 4 mirrored doors	200	563
	5-door 1 mirrored door	250	566
	5-door 3 mirrored doors	250	528
	5-door 5 mirrored doors	250	569
	6-door 2 mirrored doors	300	530
	6-door 4 mirrored doors	300	572
	6-door 6 mirrored doors	300	573
	7-door 1 mirrored door	350	574
	7-door 3 mirrored doors	350	575
	7-door 5 mirrored doors	350	576
	7-door 7 mirrored doors	350	577
	8-door 2 mirrored doors	400	578
	8-door 4 mirrored doors	400	579
	8-door 6 mirrored doors	400	580
	8-door 8 mirrored doors	400	581



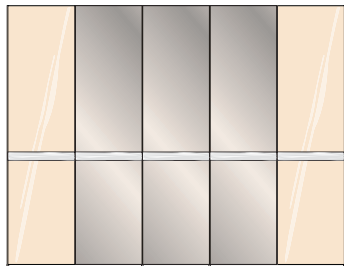
Wooden finishes:		Model no. 680 American walnut repro., textured trims in mocca		Model no. 681 Alpine white, textured trims in white
------------------	---	--	--	--

Swing-door wardrobes


without cornice

Interior :
2 shelves, 1 clothes rail per compartment
All doors are cushioned

height: 216 cm
depth: 58 cm
widths: 50 - 400 cm



Description	width cm	Art no.			
<p>Cream glass doors, with mirrored doors in Parsol bronze glass with trims in highlight colour</p>					
	3-door	1 mirrored door	150	536	
	4-door	2 mirrored doors	200	537	
	5-door	1 mirrored door	250	593	
	5-door	3 mirrored doors	250	539	
	6-door	2 mirrored doors	300	541	
	6-door	4 mirrored doors	300	599	
	7-door	1 mirrored door	350	601	
	7-door	3 mirrored doors	350	602	
	7-door	5 mirrored doors	350	603	
	8-door	2 mirrored doors	400	605	
8-door	4 mirrored doors	400	606		
8-door	6 mirrored doors	400	607		



Wooden finishes:		Model no. 680 American walnut repro., textured trims in mocca		Model no. 681 Alpine white, textured trims in white
------------------	---	--	--	--

Passepartout-Framing
and lightening for swing door wardrobes

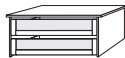
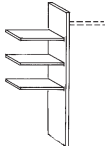
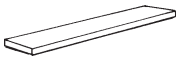
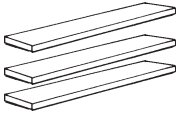


Please note:
Passe-partout frame widens the wardrobe width by 3.2 cm on each side, total height will be 220 cm.

Description	width cm	Art no.	
 <p>Passepartout-frame, in carcase colour</p> <p>Passe-partout framing for units from 350 cm upwards, joined in middle.</p>	50 100 150 200 250 300 350 400	980 981 982 983 984 985 986 987	
<p>LED strip light</p> 	1 piece 2 pieces 3 pieces	926 927 928	

Wooden finishes:		Model no. 680 American walnut repro., textured trims in mocca		Model no. 681 Alpine white, textured trims in white
------------------	---	--	--	--

Unit accessories



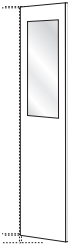
Interior finish: silver grey striped

Description	width cm	Art no.	
<p>Drawer insert with 2 pull-outs and GLASS front for swing-door and sliding-door wardrobes</p>  <p>- for 100 cm compartment = width 96.4 cm, width of drawer insert: 81.4 cm</p>		054	
<p>Laundry shelf insert, consisting of:</p>  <p>3 adjustable shelves, clothes rail,1 1 centre panel</p> <p>(for use on right or left side)</p>	for width 96,4 cm	250	
<p>1 adjustable shelf</p>  <p>depth: 51,5 cm</p>	for width 47,5 cm 96,4 cm	028 030	
<p>3 adjustable shelves</p>  <p>depth: 51,5 cm</p>	for width 47,5 cm 96,4 cm	029 031	
<p>Tie and belt pull-out</p> 	W: 7.4 cm H: 19 cm D: 45.5 cm	059	
<p>Utensil pull-out</p> 	W: 16 cm H: 9.5 cm D: 45 cm	476	

Wooden finishes:		Model no. 680 American walnut repro., textured trims in mocca		Model no. 681 Alpine white, textured trims in white
-------------------------	---	--	--	--

Unit accessories

Interior finish: silver grey striped

Description	width cm	Art no.	
Pull-out trouser holder 	W: 45.5 cm H: 10 cm D: 50.5 cm	056	
Shoe rack for unit compartment W 96.4 cm 		055	
Interior mirror 	height: 80 cm Width: 36 cm	046	



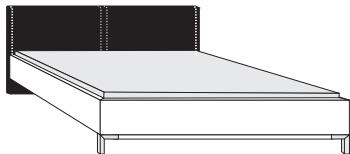
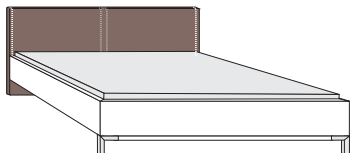

Wooden finishes:		Model no. 680 American walnut repro., textured trims in mocca		Model no. 681 Alpine white, textured trims in white
------------------	---	--	--	--

Beds

with angled legs in chrome
and headboard with leather cushion

Headboard height: 80 cm
Bed side height: 38 cm



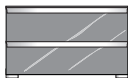
4-position height adjustment:
between 20,2 an 27,4 cm (without
slatted frame and mattress)

Description	Bed surface area cm	Surface area cm	Art no.
 <p>Headboard with leather cushion in black</p>	160 x 200	169 x 212	239
	160 x 210	169 x 222	240
	180 x 200	189 x 212	243
	180 x 210	189 x 222	244
 <p>Headboard with leather cushion in mocca</p>	160 x 200	169 x 212	255
	160 x 210	169 x 222	256
	180 x 200	189 x 212	259
	180 x 210	189 x 222	260
 LED light pair			101

Bedside tables

2 drawers incl. flatlegs in chrome

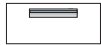

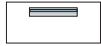









Depth: 37 cm
Width: 60 cm
Height: 44 cm

Description	Art no.
 <p>- with front in carcass colour</p>	pair 052 053
 <p>- with dark grey glassfront</p>	pair 063 062
 <p>- with cream glossy glassfront</p>	pair 069 068

Wooden finishes:		Model no. 680 American walnut repro., textured trims in mocca		Model no. 681 Alpine white, textured trims in white
------------------	---	--	--	--

Occasional furniture

Drawers with self-closing mechanism and buffering

Description		Dimensions area cm	Art no.
	 Night cabinet panel with glass shelf, in carcass colour	pair piece W: 60 D: 15	394 393
	 Night cabinet panel with glass shelf, and LED lighting in carcass colour	pair piece H:56	877 876
	 Night cabinet panel with glossy glass shelf in highlight colour	pair piece W: 60 D: 15	395 396
	 Night cabinet panel with glass shelf and LED lighting in highlight colour	pair piece H:56	878 879
Combination dresser with 4 large drawers, W 149, H 86, D 42 cm			
	- with front in carcass colour - with dark grey glass front - with cream glossy glass front		651 653 654
Drawer unit, 4 pullouts, W 75, H 86, D 42 cm			
	- with front in carcass colour - with dark grey glass front - with cream glossy glass front		686 687 688
Wall mirror with Parsol bronze glass , mounting across or vertical, W 110, H 85 cm			
			086
Wall mirror with Parsol bronze glass, W 60, H 80 cm			
			087