

Single units

MIAMI




Model no. 424 American walnut repro.
 Model no. 425 Golden maple repro.
 Model no. 426 Pymont cherry repro.
 Model no. 427 Silver

Model no. 428 Brazil wenge repro.
 Model no. 429 Alpine white
 Model no. 430 Virginia oak repro.

Standard equipment:
 2 adjustable shelves,
 1 clothes rail per compartment

Height 217 cm


Sliding door wardrobe with wooden doors in carcass colour, D 67 cm



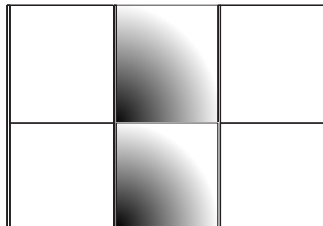
Art no. 101

Wooden doors in carcass colour width cm	Plain front	Front with 2 door bays		Front with 4 door bays	
	Art no.	Art no.	Art no.	Art no.	Art no.
150 cm, 2 doors	100	108	116		
200 cm, 2 doors	101	109	117		
225 cm, 3 doors	102	110	118		
250 cm, 3 doors	103	111	119		
280 cm, 3 doors	104	112	120		
300 cm, 3 doors	105	113	121		
330 cm, 4 doors	106	114	122		
400 cm, 4 doors	107	115	123		

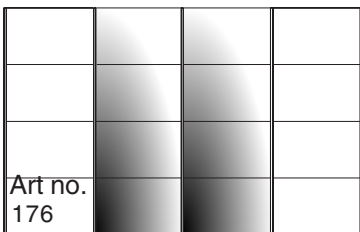
Sliding door wardrobe with wooden and mirrored doors, D 67 cm



Art no. 128



Art no. 152

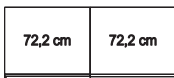


Art no. 176


Wooden and mirrored doors					
150 cm, 2 doors, 1 mirror left	124	142	160		
150 cm, 2 doors, 1 mirror right	125	143	161		
150 cm, 2 doors, 2 mirrors	126	144	162		
200 cm, 2 doors, 1 mirror left	127	145	163		
200 cm, 2 doors, 1 mirror right	128	146	164		
200 cm, 2 doors, 2 mirrors	129	147	165		
225 cm, 3 doors, 1 middle mirror	130	148	166		
225 cm, 3 doors, 3 mirrors	131	149	167		
250 cm, 3 doors, 1 middle mirror	132	150	168		
250 cm, 3 doors, 3 mirrors	133	151	169		
280 cm, 3 doors, 1 middle mirror	134	152	170		
280 cm, 3 doors, 3 mirrors	135	153	171		
300 cm, 3 doors, 1 middle mirror	136	154	172		
300 cm, 3 doors, 3 mirrors	137	155	173		
330 cm, 4 doors, 2 middle mirrors	138	156	174		
330 cm, 4 doors, 4 mirrors	139	157	175		
400 cm, 4 doors, 2 middle mirrors	140	158	176		
400 cm, 4 doors, 4 mirrors	141	159	177		

Plinth partition:

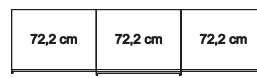
150 cm



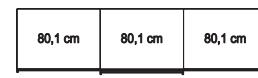
200 cm



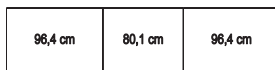
225 cm



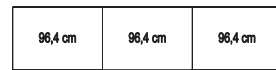
250 cm




280 cm




300 cm



330 cm



400 cm



Handles and trims in silver.

Single units

MIAMI




Model no. 424 American walnut repro.
 Model no. 425 Golden maple repro.
 Model no. 426 Pymont cherry repro.
 Model no. 427 Silver

Model no. 428 Brazil wenge repro.
 Model no. 429 Alpine white
 Model no. 430 Virginia oak repro.

Standard equipment:
 2 adjustable shelves,
 1 clothes rail per compartment

Height 217 cm


Sliding door wardrobe
 with wooden doors in alpine white,
 D 67 cm




Art no. 011

width cm	Wooden doors in alpine white	Plain front	Front with 2 door bays		Front with 4 door bays	
		Art no.	Art no.	Art no.	Art no.	Art no.
150 cm, 2 doors		010	018		026	
200 cm, 2 doors		011	019		027	
225 cm, 3 doors		012	020		028	
250 cm, 3 doors		013	021		029	
280 cm, 3 doors		014	022		030	
300 cm, 3 doors		015	023		031	
330 cm, 4 doors		016	024		032	
400 cm, 4 doors		017	025		033	

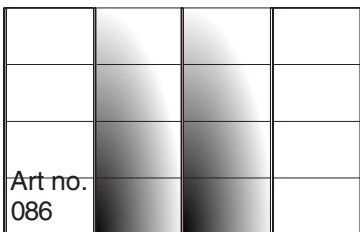
Sliding door wardrobe with wooden
 doors in alpine white and mirrored
 doors, D 67 cm



Art no. 038



Art no. 062

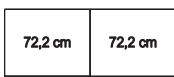


Art no. 086


Wooden doors in alpine white and mirrored doors						
150 cm, 2 doors, 1 mirror left		034	052		070	
150 cm, 2 doors, 1 mirror right		035	053		071	
150 cm, 2 doors, 2 mirrors		036	054		072	
200 cm, 2 doors, 1 mirror left		037	055		073	
200 cm, 2 doors, 1 mirror right		038	056		074	
200 cm, 2 doors, 2 mirrors		039	057		075	
225 cm, 3 doors, 1 middle mirror		040	058		076	
225 cm, 3 doors, 3 mirrors		041	059		077	
250 cm, 3 doors, 1 middle mirror		042	060		078	
250 cm, 3 doors, 3 mirrors		043	061		079	
280 cm, 3 doors, 1 middle mirror		044	062		080	
280 cm, 3 doors, 3 mirrors		045	063		081	
300 cm, 3 doors, 1 middle mirror		046	064		082	
300 cm, 3 doors, 3 mirrors		047	065		083	
330 cm, 4 doors, 2 middle mirrors		048	066		084	
330 cm, 4 doors, 4 mirrors		049	067		085	
400 cm, 4 doors, 2 middle mirrors		050	068		086	
400 cm, 4 doors, 4 mirrors		051	069		087	

Plinth partition:

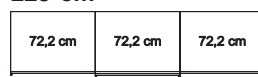
150 cm




200 cm



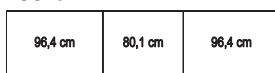
225 cm



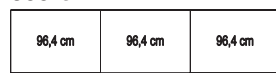
250 cm



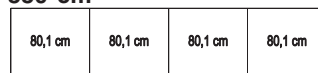
280 cm



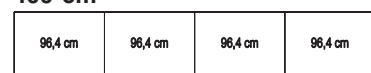
300 cm



330 cm



400 cm



Handles and trims in silver.

Single units

MIAMI



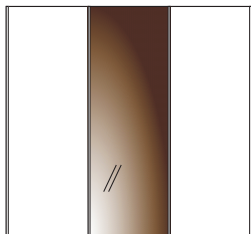
Model no. 424 American walnut repro.
 Model no. 425 Golden maple repro.
 Model no. 426 Pymont cherry repro.
 Model no. 427 Silver

Model no. 428 Brazil wenge repro.
 Model no. 429 Alpine white
 Model no. 430 Virginia oak repro.

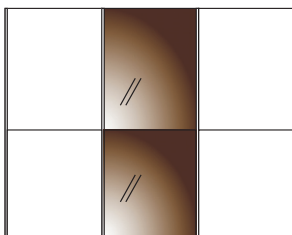
Standard equipment:
 2 adjustable shelves,
 1 clothes rail per compartment

Height 217 cm

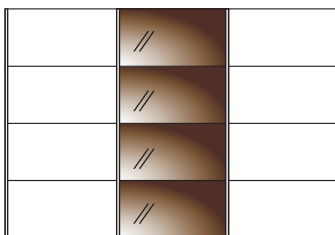
Sliding door wardrobe with
 wooden and glossy glassdoors,
 D 67 cm



Art no. 184



Art no. 204

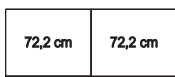


Art no. 226


width cm	Wooden and mocca glossy glass doors	Plain front	Front with 2 door bays		Front with 4 door bays	
		Art no.	Art no.	Art no.	Art no.	Art no.
150 cm, 2 doors:						
150 cm, 2 doors, 1 glass left		178	196		214	
150 cm, 2 doors, 1 glass right		179	197		215	
150 cm, 2 doors, 2 glasses		180	198		216	
200 cm, 2 doors:						
200 cm, 2 doors, 1 glass left		181	199		217	
200 cm, 2 doors, 1 glass right		182	200		218	
200 cm, 2 doors, 2 glasses		183	201		219	
225 cm, 3 doors						
225 cm, 3 doors, 1 middle glass		184	202		220	
225 cm, 3 doors, 3 glasses		185	203		221	
250 cm, 3 doors						
250 cm, 3 doors, 1 middle glass		186	204		222	
250 cm, 3 doors, 3 glasses		187	205		223	
280 cm, 3 doors						
280 cm, 3 doors, 1 middle glass		188	206		224	
280 cm, 3 doors, 3 glasses		189	207		225	
300 cm, 3 doors						
300 cm, 3 doors, 1 middle glass		190	208		226	
300 cm, 3 doors, 3 glasses		191	209		227	
330 cm, 4 doors						
330 cm, 4 doors, 2 middle glasses		192	210		228	
330 cm, 4 doors, 4 glasses		193	211		229	
400 cm, 4 doors						
400 cm, 4 doors, 2 middle glasses		194	212		230	
400 cm, 4 doors, 4 glasses		195	213		231	

Plinth partition:

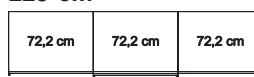
150 cm



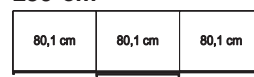
200 cm



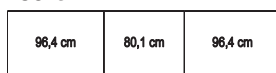
225 cm



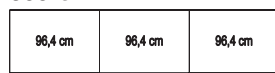
250 cm



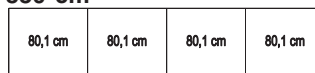
280 cm



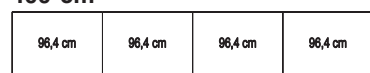
300 cm



330 cm



400 cm



Handles and trims in silver.

Single units

MIAMI



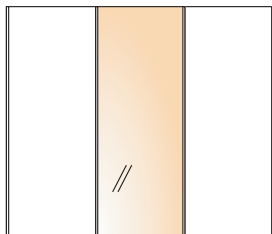
Model no. 424 American walnut repro.
 Model no. 425 Golden maple repro.
 Model no. 426 Pymont cherry repro.
 Model no. 427 Silver

Model no. 428 Brazil wenge repro.
 Model no. 429 Alpine white
 Model no. 430 Virginia oak repro.

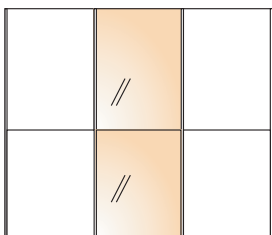
Standard equipment:
 2 adjustable shelves,
 1 clothes rail per compartment

Height 217 cm

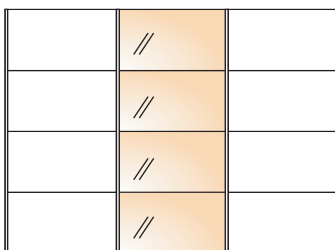
Sliding door wardrobe with
 wooden and glossy glassdoors,
 D 67 cm



Art no. 238



Art no. 255

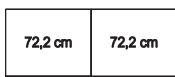


Art no. 279


width cm	Wooden and cream Lacobel glass doors	Plain front	Front with 2 door bays		Front with 4 door bays	
		Art no.	Art no.	Art no.	Art no.	Art no.
150 cm, 2 doors:						
150 cm, 2 doors, 1 glass left		232	249		267	
150 cm, 2 doors, 1 glass right		233	250		268	
150 cm, 2 doors, 2 glasses		234	251		269	
200 cm, 2 doors:						
200 cm, 2 doors, 1 glass left		235	252		270	
200 cm, 2 doors, 1 glass right		236	253		271	
200 cm, 2 doors, 2 glasses		237	254		272	
225 cm, 3 doors						
225 cm, 3 doors, 1 middle glass		238	255		273	
225 cm, 3 doors, 3 glasses		239	256		274	
250 cm, 3 doors						
250 cm, 3 doors, 1 middle glass		240	257		275	
250 cm, 3 doors, 3 glasses		580	258		276	
280 cm, 3 doors						
280 cm, 3 doors, 1 middle glass		241	259		277	
280 cm, 3 doors, 3 glasses		242	260		278	
300 cm, 3 doors						
300 cm, 3 doors, 1 middle glass		243	261		279	
300 cm, 3 doors, 3 glasses		244	262		280	
330 cm, 4 doors						
330 cm, 4 doors, 2 middle glasses		245	263		281	
330 cm, 4 doors, 4 glasses		246	264		282	
400 cm, 4 doors						
400 cm, 4 doors, 2 middle glasses		247	265		283	
400 cm, 4 doors, 4 glasses		248	266		284	

Plinth partition:

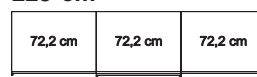
150 cm




200 cm



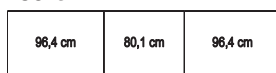
225 cm



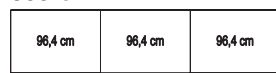
250 cm




280 cm



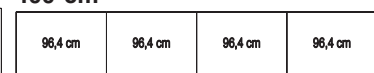
300 cm



330 cm



400 cm



Handles and trims in silver.

Single units

MIAMI



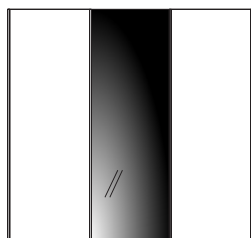
Model no. 424 American walnut repro.
 Model no. 425 Golden maple repro.
 Model no. 426 Pymont cherry repro.
 Model no. 427 Silver

Model no. 428 Brazil wenge repro.
 Model no. 429 Alpine white
 Model no. 430 Virginia oak repro.

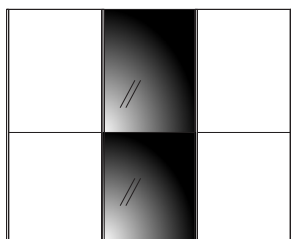
Standard equipment:
 2 adjustable shelves,
 1 clothes rail per compartment

Height 217 cm

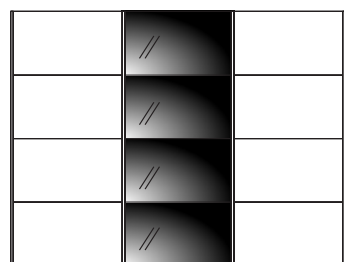
Sliding door wardrobe with
 wooden and glossy glassdoors,
 D 67 cm



Art no. 291



Art no. 310

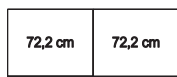


Art no. 332


width cm	Wooden and black glossy glassdoors	Plain front	Front with 2 door bays		Front with 4 door bays	
		Art no.	Art no.	Art no.	Art no.	Art no.
150 cm, 2 doors:						
150 cm, 2 doors, 1 glass left		285	302	320		
150 cm, 2 doors, 1 glass right		286	303	321		
150 cm, 2 doors, 2 glasses		287	304	322		
200 cm, 2 doors:						
200 cm, 2 doors, 1 glass left		288	305	323		
200 cm, 2 doors, 1 glass right		289	306	324		
200 cm, 2 doors, 2 glasses		290	307	325		
225 cm, 3 doors						
225 cm, 3 doors, 1 middle glass		291	308	326		
225 cm, 3 doors, 3 glasses		292	309	327		
250 cm, 3 doors						
250 cm, 3 doors, 1 middle glass		293	310	328		
250 cm, 3 doors, 3 glasses		294	311	329		
280 cm, 3 doors						
280 cm, 3 doors, 1 middle glass		295	312	330		
280 cm, 3 doors, 3 glasses		296	313	331		
300 cm, 3 doors						
300 cm, 3 doors, 1 middle glass		297	314	332		
300 cm, 3 doors, 3 glasses		298	315	333		
330 cm, 4 doors						
330 cm, 4 doors, 2 middle glasses		299	316	334		
330 cm, 4 doors, 4 glasses		300	317	335		
400 cm, 4 doors						
400 cm, 4 doors, 2 middle glasses		581	318	336		
400 cm, 4 doors, 4 glasses		301	319	337		

Plinth partition:

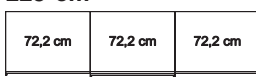
150 cm



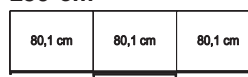
200 cm



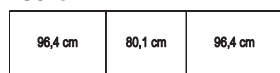
225 cm



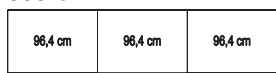
250 cm



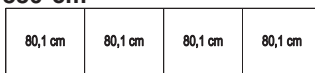
280 cm



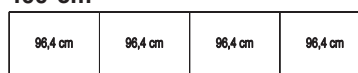
300 cm



330 cm



400 cm



Handles and trims in silver.

Single units

MIAMI



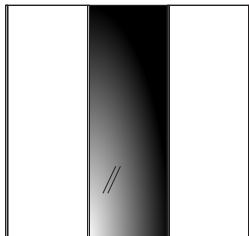
Model no. 424 American walnut repro.
 Model no. 425 Golden maple repro.
 Model no. 426 Pymont cherry repro.
 Model no. 427 Silver

Model no. 428 Brazil wenge repro.
 Model no. 429 Alpine white
 Model no. 430 Virginia oak repro.

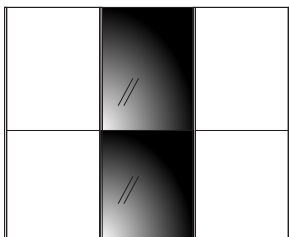
Standard equipment:
 2 adjustable shelves,
 1 clothes rail per compartment

Height 217 cm

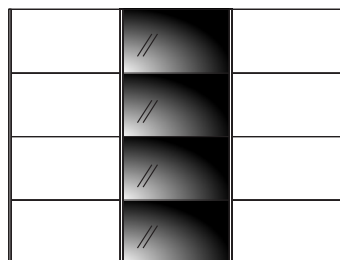
Sliding door wardrobe with
 wooden and glossy glassdoors,
 D 67 cm



Art no. 669



Art no. 691

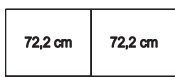


Art no. 711


width cm	Wooden and dark grey glass doors	Plain front	Front with 2 door bays		Front with 4 door bays	
		Art no.	Art no.	Art no.	Art no.	Art no.
150 cm, 2 doors:						
150 cm, 2 doors, 1 glass left		662	681		699	
150 cm, 2 doors, 1 glass right		663	682		700	
150 cm, 2 doors, 2 glasses		664	683		701	
200 cm, 2 doors:						
200 cm, 2 doors, 1 glass left		666	684		702	
200 cm, 2 doors, 1 glass right		667	685		703	
200 cm, 2 doors, 2 glasses		668	686		704	
225 cm, 3 doors						
225 cm, 3 doors, 1 middle glass		669	687		705	
225 cm, 3 doors, 3 glasses		670	688		706	
250 cm, 3 doors						
250 cm, 3 doors, 1 middle glass		671	689		707	
250 cm, 3 doors, 3 glasses		672	690		708	
280 cm, 3 doors						
280 cm, 3 doors, 1 middle glass		673	691		709	
280 cm, 3 doors, 3 glasses		674	692		710	
300 cm, 3 doors						
300 cm, 3 doors, 1 middle glass		675	693		711	
300 cm, 3 doors, 3 glasses		676	694		712	
330 cm, 4 doors						
330 cm, 4 doors, 2 middle glasses		677	695		713	
330 cm, 4 doors, 4 glasses		678	696		714	
400 cm, 4 doors						
400 cm, 4 doors, 2 middle glasses		679	697		715	
400 cm, 4 doors, 4 glasses		680	698		716	

Plinth partition:

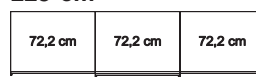
150 cm



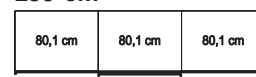
200 cm



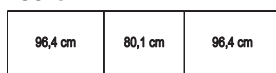
225 cm



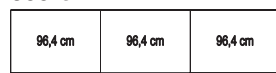
250 cm



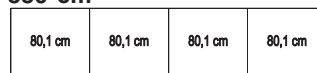
280 cm



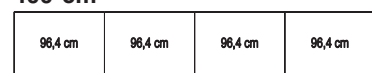
300 cm



330 cm



400 cm



Handles and trims in silver.

Single units

MIAMI




Model no. 424 American walnut repro.
 Model no. 425 Golden maple repro.
 Model no. 426 Pymont cherry repro.
 Model no. 427 Silver

Model no. 428 Brazil wenge repro.
 Model no. 429 Alpine white
 Model no. 430 Virginia oak repro.

Standard equipment:
 2 adjustable shelves,
 1 clothes rail per compartment

Height 236 cm


Sliding door wardrobe with wooden doors in carcass colour, D 67 cm




Art no. 338

Wooden doors in carcass colour width cm	Plain front	Front with 2 door bays		Front with 4 door bays	
	Art no.	Art no.	Art no.	Art no.	Art no.
150 cm, 2 doors	338	346	354		
200 cm, 2 doors	339	347	355		
225 cm, 3 doors	340	348	356		
250 cm, 3 doors	341	349	357		
280 cm, 3 doors	342	350	358		
300 cm, 3 doors	343	351	359		
330 cm, 4 doors	344	352	360		
400 cm, 4 doors	345	353	361		


Sliding door wardrobe with wooden and mirrored doors, D 67 cm



Art no. 363



Art no. 388

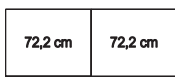


Art no. 416


Wooden and mirrored doors					
150 cm, 2 doors, 1 mirror left	362	380	400		
150 cm, 2 doors, 1 mirror right	363	381	401		
150 cm, 2 doors, 2 mirrors	364	382	402		
200 cm, 2 doors, 1 mirror left	365	383	403		
200 cm, 2 doors, 1 mirror right	366	384	404		
200 cm, 2 doors, 2 mirrors	367	385	405		
225 cm, 3 doors, 1 middle mirror	368	386	406		
225 cm, 3 doors, 3 mirrors	369	387	407		
250 cm, 3 doors, 1 middle mirror	370	388	408		
250 cm, 3 doors, 3 mirrors	371	389	409		
280 cm, 3 doors, 1 middle mirror	372	390	410		
280 cm, 3 doors, 3 mirrors	373	391	411		
300 cm, 3 doors, 1 middle mirror	374	392	412		
300 cm, 3 doors, 3 mirrors	375	393	413		
330 cm, 4 doors, 2 middle mirrors	376	394	414		
330 cm, 4 doors, 4 mirrors	377	395	415		
400 cm, 4 doors, 2 middle mirrors	378	396	416		
400 cm, 4 doors, 4 mirrors	379	397	417		

Plinth partition:

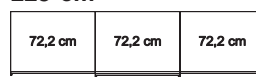
150 cm




200 cm



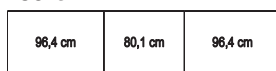
225 cm



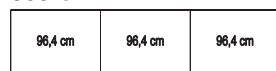
250 cm



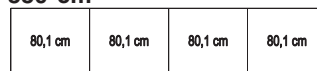
280 cm



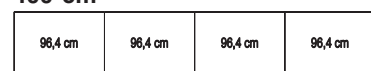
300 cm



330 cm



400 cm



Handles and trims in silver.

Single units

MIAMI




Model no. 424 American walnut repro.
 Model no. 425 Golden maple repro.
 Model no. 426 Pymont cherry repro.
 Model no. 427 Silver

Model no. 428 Brazil wenge repro.
 Model no. 429 Alpine white
 Model no. 430 Virginia oak repro.

Standard equipment:
 2 adjustable shelves,
 1 clothes rail per compartment

Height 236 cm


Sliding door wardrobe
 with wooden doors in alpine white,
 D 67 cm




Art no. 583

width cm	Wooden doors in alpine white	Plain front	Front with 2 door bays		Front with 4 door bays	
		Art no.	Art no.	Art no.	Art no.	Art no.
150 cm, 2 doors		582		590		598
200 cm, 2 doors		583		591		599
225 cm, 3 doors		584		592		600
250 cm, 3 doors		585		593		601
280 cm, 3 doors		586		594		602
300 cm, 3 doors		587		595		603
330 cm, 4 doors		588		596		604
400 cm, 4 doors		589		597		605

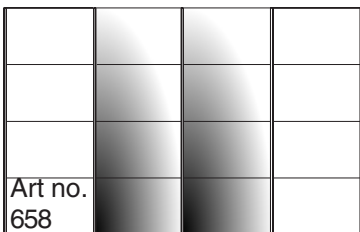
Sliding door wardrobe with wooden
 doors in alpine white and mirrored
 doors, D 67 cm



Art no. 610



Art no. 634



Art no.
658


Wooden doors in alpine white and mirrored doors						
150 cm, 2 doors, 1 mirror left	606		624		642	
150 cm, 2 doors, 1 mirror right	607		625		643	
150 cm, 2 doors, 2 mirrors	608		626		644	
200 cm, 2 doors, 1 mirror left	609		627		645	
200 cm, 2 doors, 1 mirror right	610		628		646	
200 cm, 2 doors, 2 mirrors	611		629		647	
225 cm, 3 doors, 1 middle mirror	612		630		648	
225 cm, 3 doors, 3 mirrors	613		631		649	
250 cm, 3 doors, 1 middle mirror	614		632		650	
250 cm, 3 doors, 3 mirrors	615		633		651	
280 cm, 3 doors, 1 middle mirror	616		634		652	
280 cm, 3 doors, 3 mirrors	617		635		653	
300 cm, 3 doors, 1 middle mirror	618		636		654	
300 cm, 3 doors, 3 mirrors	619		637		655	
330 cm, 4 doors, 2 middle mirrors	620		638		656	
330 cm, 4 doors, 4 mirrors	621		639		657	
400 cm, 4 doors, 2 middle mirrors	622		640		658	
400 cm, 4 doors, 4 mirrors	623		641		659	

Plinth partition:

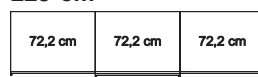
150 cm



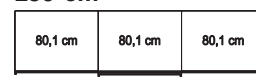
200 cm



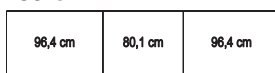
225 cm



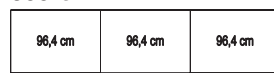
250 cm



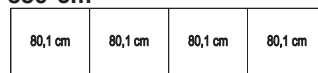
280 cm



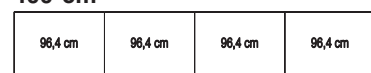
300 cm



330 cm



400 cm



Handles and trims in silver.

Single units

MIAMI



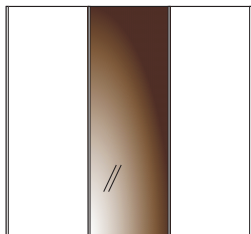
Model no. 424 American walnut repro.
 Model no. 425 Golden maple repro.
 Model no. 426 Pymont cherry repro.
 Model no. 427 Silver

Model no. 428 Brazil wenge repro.
 Model no. 429 Alpine white
 Model no. 430 Virginia oak repro.

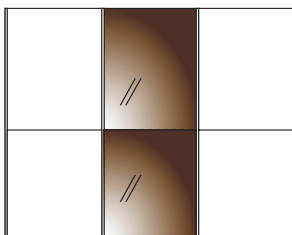
Standard equipment:
 2 adjustable shelves,
 1 clothes rail per compartment

Height 236 cm

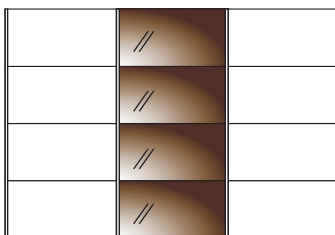
Sliding door wardrobe with
 wooden and glossy glassdoors,
 D 67 cm



Art no. 426



Art no. 446

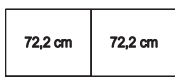


Art no. 466


width cm	Wooden and mocca glossy glass doors	Plain front	Front with 2 door bays		Front with 4 door bays	
		Art no.	Art no.	Art no.	Art no.	Art no.
150 cm, 2 doors:						
150 cm, 2 doors, 1 glass left		418	436		454	
150 cm, 2 doors, 1 glass right		419	437		455	
150 cm, 2 doors, 2 glasses		420	438		456	
200 cm, 2 doors:						
200 cm, 2 doors, 1 glass left		421	439		457	
200 cm, 2 doors, 1 glass right		422	440		458	
200 cm, 2 doors, 2 glasses		423	441		459	
225 cm, 3 doors						
225 cm, 3 doors, 1 middle glass		424	442		460	
225 cm, 3 doors, 3 glasses		425	443		461	
250 cm, 3 doors						
250 cm, 3 doors, 1 middle glass		426	444		462	
250 cm, 3 doors, 3 glasses		427	445		463	
280 cm, 3 doors						
280 cm, 3 doors, 1 middle glass		428	446		464	
280 cm, 3 doors, 3 glasses		429	447		465	
300 cm, 3 doors						
300 cm, 3 doors, 1 middle glass		430	448		466	
300 cm, 3 doors, 3 glasses		431	449		467	
330 cm, 4 doors						
330 cm, 4 doors, 2 middle glasses		432	450		468	
330 cm, 4 doors, 4 glasses		433	451		469	
400 cm, 4 doors						
400 cm, 4 doors, 2 middle glasses		434	452		470	
400 cm, 4 doors, 4 glasses		435	453		471	

Plinth partition:

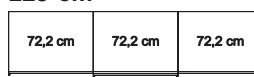
150 cm



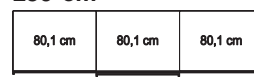
200 cm



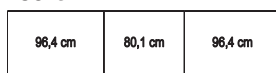
225 cm



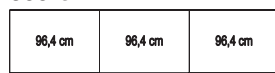
250 cm



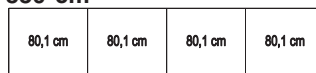
280 cm



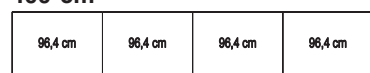
300 cm



330 cm



400 cm



Handles and trims in silver.

Single units

MIAMI



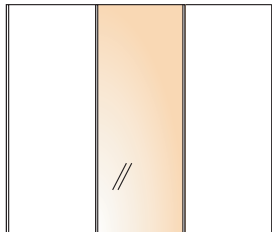
Model no. 424 American walnut repro.
 Model no. 425 Golden maple repro.
 Model no. 426 Pyrmont cherry repro.
 Model no. 427 Silver

Model no. 428 Brazil wenge repro.
 Model no. 429 Alpine white
 Model no. 430 Virginia oak repro.

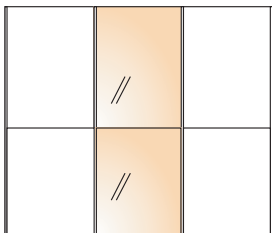
Standard equipment:
 2 adjustable shelves,
 1 clothes rail per compartment

Height 236 cm

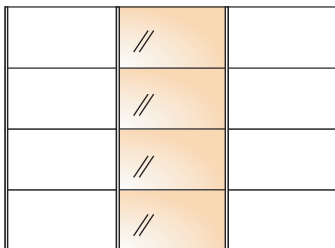
Sliding door wardrobe with
 wooden and glossy glassdoors,
 D 67 cm



Art no. 478



Art no. 498

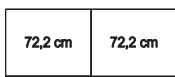


Art no. 520


width cm	Wooden and cream Lacobel glass doors	Plain front	Front with 2 door bays	Front with 4 door bays
		Art no.	Art no.	Art no.
150 cm, 2 doors:				
150 cm, 2 doors, 1 glass left		472	490	508
150 cm, 2 doors, 1 glass right		473	491	509
150 cm, 2 doors, 2 glasses		474	492	510
200 cm, 2 doors:				
200 cm, 2 doors, 1 glass left		475	493	511
200 cm, 2 doors, 1 glass right		476	494	512
200 cm, 2 doors, 2 glasses		477	495	513
225 cm, 3 doors				
225 cm, 3 doors, 1 middle glass		478	496	514
225 cm, 3 doors, 3 glasses		479	497	515
250 cm, 3 doors				
250 cm, 3 doors, 1 middle glass		480	498	516
250 cm, 3 doors, 3 glasses		481	499	517
280 cm, 3 doors				
280 cm, 3 doors, 1 middle glass		482	500	518
280 cm, 3 doors, 3 glasses		483	501	519
300 cm, 3 doors				
300 cm, 3 doors, 1 middle glass		484	502	520
300 cm, 3 doors, 3 glasses		485	503	521
330 cm, 4 doors				
330 cm, 4 doors, 2 middle glasses		486	504	522
330 cm, 4 doors, 4 glasses		487	505	523
400 cm, 4 doors				
400 cm, 4 doors, 2 middle glasses		488	506	524
400 cm, 4 doors, 4 glasses		489	507	525

Plinth partition:

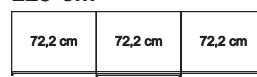
150 cm




200 cm



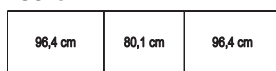
225 cm



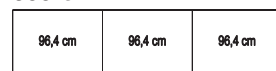
250 cm



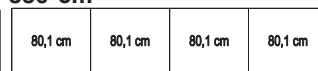
280 cm



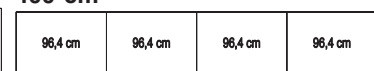
300 cm



330 cm



400 cm



Handles and trims in silver.

Single units

MIAMI



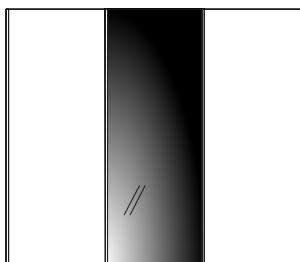
Model no. 424 American walnut repro.
 Model no. 425 Golden maple repro.
 Model no. 426 Pyrmont cherry repro.
 Model no. 427 Silver

Model no. 428 Brazil wenge repro.
 Model no. 429 Alpine white
 Model no. 430 Virginia oak repro.

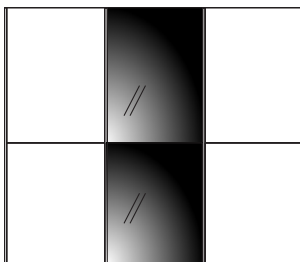
Standard equipment:
 2 adjustable shelves,
 1 clothes rail per compartment

Height 236 cm

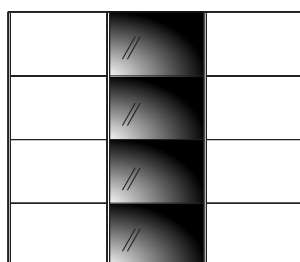
Sliding door wardrobe with
 wooden and glossy glassdoors,
 D 67 cm



Art no. 532



Art no. 552

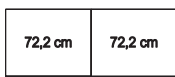


Art no. 574


width cm	Wooden and black glossy glassdoors	Plain front	Front with 2 door bays		Front with 4 door bays	
	Art no.	Art no.	Art no.	Art no.	Art no.	Art no.
150 cm, 2 doors:						
150 cm, 2 doors, 1 glass left	526		544		562	
150 cm, 2 doors, 1 glass right	527		545		563	
150 cm, 2 doors, 2 glasses	528		546		564	
200 cm, 2 doors:						
200 cm, 2 doors, 1 glass left	529		547		565	
200 cm, 2 doors, 1 glass right	530		548		566	
200 cm, 2 doors, 2 glasses	531		549		567	
225 cm, 3 doors						
225 cm, 3 doors, 1 middle glass	532		550		568	
225 cm, 3 doors, 3 glasses	533		551		569	
250 cm, 3 doors						
250 cm, 3 doors, 1 middle glass	534		552		570	
250 cm, 3 doors, 3 glasses	535		553		571	
280 cm, 3 doors						
280 cm, 3 doors, 1 middle glass	536		554		572	
280 cm, 3 doors, 3 glasses	537		555		573	
300 cm, 3 doors						
300 cm, 3 doors, 1 middle glass	538		556		574	
300 cm, 3 doors, 3 glasses	539		557		575	
330 cm, 4 doors						
330 cm, 4 doors, 2 middle glasses	540		558		576	
330 cm, 4 doors, 4 glasses	541		559		577	
400 cm, 4 doors						
400 cm, 4 doors, 2 middle glasses	542		560		578	
400 cm, 4 doors, 4 glasses	543		561		579	

Plinth partition:

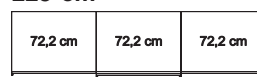
150 cm




200 cm



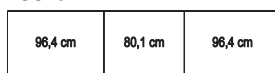
225 cm



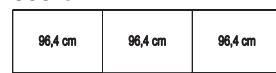
250 cm




280 cm



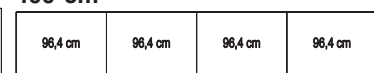
300 cm



330 cm



400 cm



Handles and trims in silver.

Single units

MIAMI




Model no. 424 American walnut repro.
 Model no. 425 Golden maple repro.
 Model no. 426 Pymont cherry repro.
 Model no. 427 Silver

Model no. 428 Brazil wenge repro.
 Model no. 429 Alpine white
 Model no. 430 Virginia oak repro.

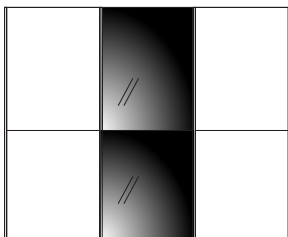
Standard equipment:
 2 adjustable shelves,
 1 clothes rail per compartment

Height 236 cm

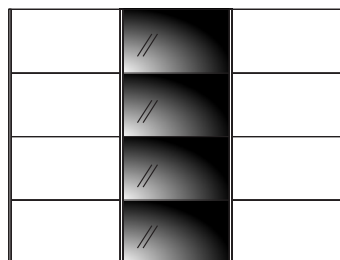
Sliding door wardrobe with
 wooden and glossy glassdoors,
 D 67 cm




Art no. 723



Art no. 743

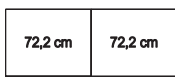


Art no. 765


 Wooden and dark grey glass doors width cm	Plain front	Front with 2 door bays		Front with 4 door bays	
	Art no.	Art no.	Art no.	Art no.	Art no.
150 cm, 2 doors:					
150 cm, 2 doors, 1 glass left	717	735		753	
150 cm, 2 doors, 1 glass right	718	736		754	
150 cm, 2 doors, 2 glasses	719	737		755	
200 cm, 2 doors:					
200 cm, 2 doors, 1 glass left	720	738		756	
200 cm, 2 doors, 1 glass right	721	739		757	
200 cm, 2 doors, 2 glasses	722	740		758	
225 cm, 3 doors					
225 cm, 3 doors, 1 middle glass	723	741		759	
225 cm, 3 doors, 3 glasses	724	742		760	
250 cm, 3 doors					
250 cm, 3 doors, 1 middle glass	725	743		761	
250 cm, 3 doors, 3 glasses	726	744		762	
280 cm, 3 doors					
280 cm, 3 doors, 1 middle glass	727	745		763	
280 cm, 3 doors, 3 glasses	728	746		764	
300 cm, 3 doors					
300 cm, 3 doors, 1 middle glass	729	747		765	
300 cm, 3 doors, 3 glasses	730	748		766	
330 cm, 4 doors					
330 cm, 4 doors, 2 middle glasses	731	749		767	
330 cm, 4 doors, 4 glasses	732	750		768	
400 cm, 4 doors					
400 cm, 4 doors, 2 middle glasses	733	751		769	
400 cm, 4 doors, 4 glasses	734	752		770	

Plinth partition:

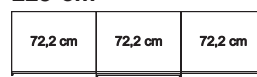
150 cm




200 cm



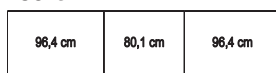
225 cm



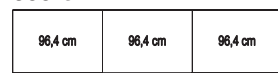
250 cm




280 cm



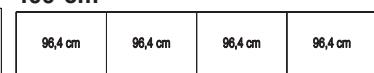
300 cm



330 cm



400 cm



Handles and trims in silver.

Single units






MIAMI



Model no. 424 American walnut repro.
 Model no. 425 Golden maple repro.
 Model no. 426 Pymont cherry repro.
 Model no. 427 Silver

Model no. 428 Brazil wenge repro.
 Model no. 429 Alpine white
 Model no. 430 Virginia oak repro.

Art no.

<p>2-piece set self-closing mechanism with buffering for outside doors</p> 		665	
<p>Strip light with 2 brackets and milk glass</p> 	<p>1 piece 2 pieces 3 pieces</p>	<p>927 928 929</p>	
<p>LED strip light</p> 	<p>1 piece 2 pieces 3 pieces</p>	<p>950 951 952</p>	
<p>Wardrobe lights, W 70 cm</p> 	<p>2 pieces 3 pieces</p>	<p>996 997</p>	
<p>Side profiles, only as a pair available, D 13 cm</p>  <p>Please note: Side profile widens the wardrobe width by 5 cm on each side.</p>	<p>height: 217 cm 236 cm</p>	<p>398 399</p>	

Single units




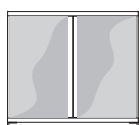
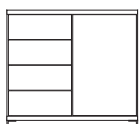
MIAMI



Model no. 424 American walnut repro.
 Model no. 425 Golden maple repro.
 Model no. 426 Pymont cherry repro.
 Model no. 427 Silver

Model no. 428 Brazil wenge repro.
 Model no. 429 Alpine white
 Model no. 430 Virginia oak repro.

Art no.

<p>Night cabinet, 2 drawers, with angled legs W 50, H 41, D 36 cm</p>  <ul style="list-style-type: none"> - with front in carcase colour - with black glossy glassfront - with mocca glossy glassfront - with dark grey glassfront - with cream glossy glassfront 	<ul style="list-style-type: none"> piece 773 pair 774 piece 775 pair 776 piece 777 pair 778 piece 779 pair 780 piece 799 pair 800 		
<p>Night cabinet, 3 drawers, with angled legs W 50, H 57, D 36 cm</p>  <ul style="list-style-type: none"> - with front in carcase colour - with black glossy glassfront - with mocca glossy glassfront - with dark grey glassfront - with cream glossy glassfront 	<ul style="list-style-type: none"> piece 781 pair 782 piece 783 pair 784 piece 785 pair 786 piece 787 pair 788 piece 801 pair 802 		
<p>Gentleman's dresser, incl. 1 adjustable shelf, with angled legs W 93,2 H 90, D 42 cm</p>   <ul style="list-style-type: none"> - with front in carcase colour - with black glossy glassfront - with mocca glossy glassfront - with dark grey glassfront - with cream glossy glassfront 		<ul style="list-style-type: none"> 789 790 791 792 803 	
<p>Combination dresser, incl. 1 adjustable shelf, with angled legs W 93, H 90, D 42 cm</p>  <ul style="list-style-type: none"> - with front in carcase colour <p>Not available in Model no. 427 silver!</p>		<ul style="list-style-type: none"> 793 	

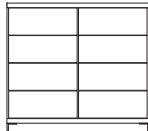
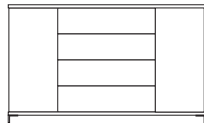


Single units

MIAMI



Model no. 424 American walnut repro.
 Model no. 425 Golden maple repro.
 Model no. 426 Pyrmont cherry repro.

Model no. 428 Brazil wenge repro.
 Model no. 429 Alpine white
 Model no. 430 Virginia oak repro.

	width cm	Art no.
<p>Drawer unit, 8 pullouts, with angled legs W 93, H 90, D 42 cm</p>  <p>- with front in carcase colour</p> <p>Not available in Model no. 427 silver!</p>		794
<p>Combination dresser with 4 large drawers, with angled legs W 148,3, H 90, D 42 cm</p>  <p>- with front in carcase colour</p> <p>Not available in Model no. 427 silver!</p>		795
<p>Drawer unit, 4 pullouts, with angled legs H 90, D 42 cm</p>  <p>- with front in carcase colour</p> <p>Not available in Model no. 427 silver!</p>	47, 4 74, 9	796 797
<p>Wall mirror, W 84, H 92 cm</p>  <p>Not available in Model no. 427 silver!</p>		798